

MULTIPLE EXPOSURES

Newsletter of the Urban Ecology Center Photo Club



Charlie Trimberger's *The Ghost of Jesse James* took Best in Show for his first place winner in the "Open" category. Congratulations!

Please join us on the first Thursday of each month.

Our next meeting is **November 3rd**, 6:30PM at 1500 East Park Place in Milwaukee.

O C T O B E R 2 0 1 6

In This Issue:

Exhibiting: Matting Pictures	3
Annual Competition	4
Meet the Artist.....	20
Night Riders: September (Part 2) ...	21

...

Room for More!

Urban Ecology Center Photo Club
Board of Directors • Officers
Committee Chairs • Representatives

President: Phyllis Bankier

Vice-President: Steve Morse

Secretary: Kathy Smith

Treasurer: Diane Rychlinski

Program: Raven Hamilton

Program: Alan Friedman

Program: Ted Tousman

Newsletter: Gary Peel

Technical: Ian Dickmann

Website: Phyllis Bankier

Exhibitions: Dan Ford

Hospitality: Charlie Trimmerger

Night Riders: Steve Jarvis

PSA Representative: Priscilla Farrell

WACCO Representative: John Roach

WACCO Representative: Phyllis Bankier



Multiple Exposures, the official newsletter of the Urban Ecology Center Photo Club, is published twelve times a year, and is included in the club membership dues.

The Urban Ecology Center Photo Club is a member club of the Wisconsin Association of Camera Clubs ([WACCO](#)) and the Photographic Society of America ([PSA](#)).



UEPC Marketing and Use Policy: For marketing and advertising (exhibit brochures, media copy, etc.), the UEPC Club Policy is that permission must be obtained from the photographer and credit given to the photographer prior to use of image(s). In addition, taking images from the website without the photographer's permission is not allowed. All images are copyright protected.

Matting Pictures for Exhibit

By Dan Ford, Exhibit Chairperson, UECPC

This is the 3rd brief article about getting ready for exhibiting your images. Now that you have printed your image and before you frame your printed image you may desire to 'mat' your image.

A mat is a cardboard (or mat material) which outlines your printed image and is enclosed in the frame. In some artistic matting several mats are used.

But, a question is why 'mat?' The answer is one of esthetics and focus. The esthetics is that a mat can enhance your photograph by providing a border around your photograph. And, the focus factor of a mat is that it draws the eye to your photograph.

In addition, a mat enlarges the total size of your framed picture.

Mats can be purchased in standard sizes and to fit standard frames. Mats can be custom made as well. You can purchase a 'mat cutter' and mat material and make your own mats. It requires some special instruction to make a centered opening for your picture. I am not going to discuss making mats in this article.

Mats can come in a variety of colors and styles and can be used together, double mat. Artistically many people use colored mats or multiple mats to accentuate their pictures.

I have been instructed that for exhibit purpose, a plain white mat is best. The white mat eliminates any 'color bias' that may affect a viewer's perception of your picture.

Your printed picture is attached to the backside of the mat with mat tape or a good quality masking tape. There is no need to tape all the way around since the picture may be removed at some time in the future. If your frame selection allows, your picture may be 'dry mounted' to an appropriate material. (Not discussed in this article.)

Here's a link to a number of the topics discussed in this article:


<http://www.reframingphotography.com/content/mounting-matting-and-framing>

Next is framing your picture. I will be discussing these items in the following months.

Annual Photo Competition Winners: Open



Sinister by Steve Morse won second place in “Open”



Abandoned Building by Ted Tousman won third place in “Open”

Annual Photo Competition Winners: Nature



From Below by Terri Hart-Ellis
was the first place winner in “Nature”

Annual Photo Competition Winners: Nature



Carl Wagner's
image won second
place in "Nature"

Ian Dickmann's
Brightness won third
place in "Nature"



Annual Photo Competition Winners: People



Girl is Water by Terri Hart-Ellis
was the first place winner in “People”

Annual Photo Competition Winners: People




Diane Rychlinski's *Gladys Meara* won second place in "People"




Ted Tousman's image *Frances Ford* won third place in "People"

Annual Photo Competition Winners: Still Life



Carl Wagner's image won first place in "Still Life"

Annual Photo Competition Winners: Still Life



Just Passing Through
by John B. Gray
won second place
in "Still Life"



Surreal by Steve Morse won third place in "Still Life"

Annual Photo Competition Entries



Train on a Mirror by Steve Jarvis



Wandering Tree by Priscilla Farrell

Annual Photo Competition Entries



*Girl in a
Pink Dress* by
Marci Konopa



Bumble Chain by Ian Dickmann

Annual Photo Competition Entries



Web of Protection
by Ann Matousek



Chicago Skyscraper
by Priscilla Farrell

Annual Photo Competition Entries



Retzer Hay Field
by Daniel Ford



Hey, That's My Boat!
by Raven Hamilton

Annual Photo Competition Entries



Pathways
by Ann
Matousek



*Pomegranate
in the Snow*
by Ellen Mann

Annual Photo Competition Entries



Family by
Gary Peel



Take Off
by Peter Chow

Annual Photo Competition Entries



December Bluebird
by Ellen Mann



Monkey Love by Marci Konopa

Annual Photo Competition Entries



Slowly Drifting by
Raven Hamilton



Caterpillar
by Peter Chow

Annual Photo Competition Entries



*Port
Washington*
by Gary Peel



*Playful in
Monterey
Bay* by
Steve Jarvis

Meet the Artist: Phyllis Bankier

Capturing moments and freezing time in my images, whether shooting an urban landscape, the countryside, people, food or nature, I am inspired. My photography is for sharing color and excitement. It is rooted in the deep love of bringing out the beauty and sensuality that nature has given us.

There are two artists who have been an influence.

Richard Avedon, a creator of high key photos, is a portrait photographer. The human face is his main subject. While speaking about his portraits, he stated, “The viewer seems to see a bare truth, resulting in a sense of immediacy, and sincerity that is quite powerful.” I try to convey this emotion in my own pictures as I use the high key technique in many of my portraits of flowers and food.

Georgia O’Keefe, a 20th century American painter and pioneer of American modernism, has also been a strong influence. O’Keefe is best known for her canvases depicting flowers, skyscrapers, animal skulls and southeastern landscapes. Her pictures of flowers and landscapes have especially inspired me.

Photography has always been part of my life. In an undergraduate college art class, I was given an assignment to use a camera. Immediately, I knew the camera was something special. I continue to compose the world through the camera lens to capture those distinctive moments and scenes. <http://www.scenescapes.us/>



Night Riders: September (Part 2)

Night Riders was at the Milwaukee Film Festival's opening night Sept 22nd after meeting up at Whole Foods hot & cold food bar.

Images on this page by Peter Chow



Night Riders: September (Part 2)

Images on this page by Peter Chow

(more images at <http://tinyurl.com/gsgmb2s>)



Night Riders: September (Part 2)

Images on this page by Peter Chow

